

LIFE101



**Launchpad**

# **Bite-sized life skills with big impact**

Maximum student engagement  
with minimal teacher input.

*"...I found this super engaging and such a cool twist on talking about finance. Can be a mundane topic, but was made real and INTERESTING!" – Macy, 19*



## What is Launchpad?

Launchpad equips young people with fundamental life and financial skills without taking up class time or requiring more work for teachers. This online course consists of 9 workshops centred around 4 key areas: Work-Ready, Financial, Investments and Identity. These interactive, 1-hour workshops include:



1. Who Are You? (Personality Profiles)
2. 1-2-3 CVs
3. How to Ace a Job Interview
4. Debt Dilemma
5. Better Budgeting
6. Successful Saving
7. Straight-forward Share Market
8. Decrypting Crypto
9. Goal-Getting

Young people finish Launchpad being able (and motivated) to:

- set up a KiwiSaver, IRD number and bank account
- build a CV and role-play job interviews
- get started with investing, the share market, and other ways to be money savvy
- build a personalised budget
- understand debt and navigate new technology like Buy Now Pay Later apps
- build empathy, understanding, and good communication with people who operate differently to them
- set goals and create a plan for achieving them.

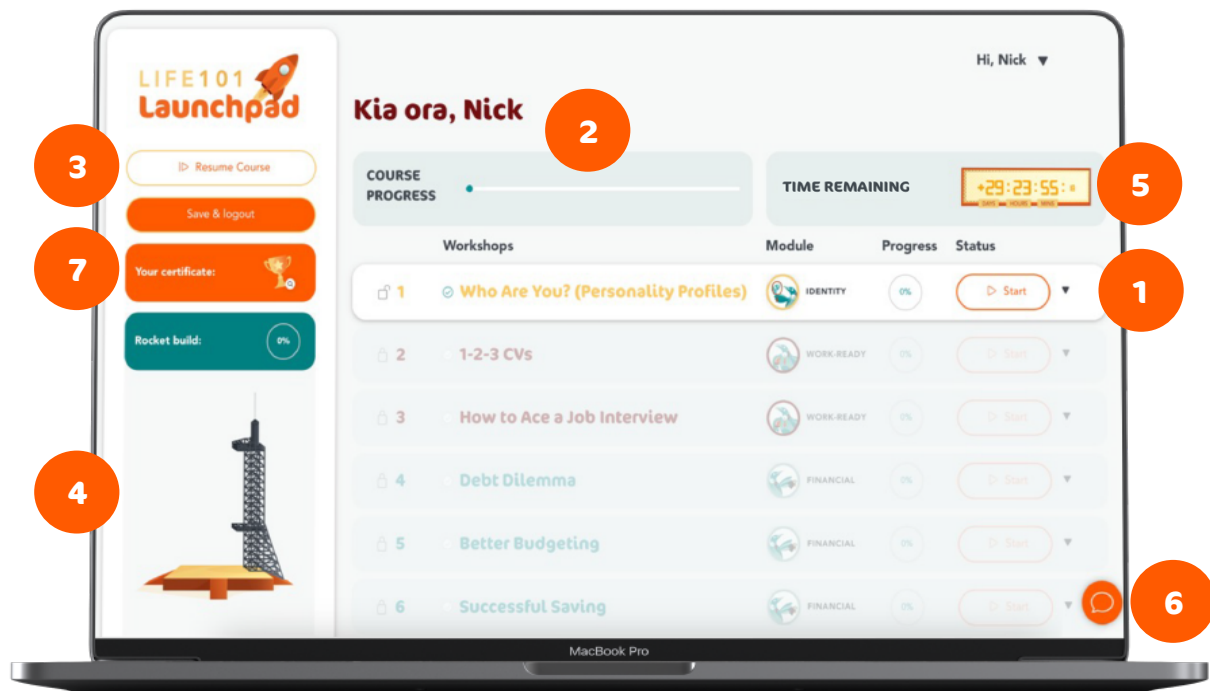


## Why is Launchpad different?

1. **Specifically designed for (and with!) young people:** Launchpad is visually appealing, includes short text, video and audio functions, interactive quizzes, simulated txt message conversations, and pick-a-path games.
2. **Scenario-based learning (pick-a-path):** young people apply what they've learned and explore how to act and react in real-world situations, without risk or consequence.
3. **Beyond teaching theories and concepts:** it motivates users to apply their skills in the real world, and reap the benefits of doing so.
4. **We make life skills easy:** your teachers do not need to learn software or teach content – Launchpad takes care of everything, in just 10 hours of interactive learning.

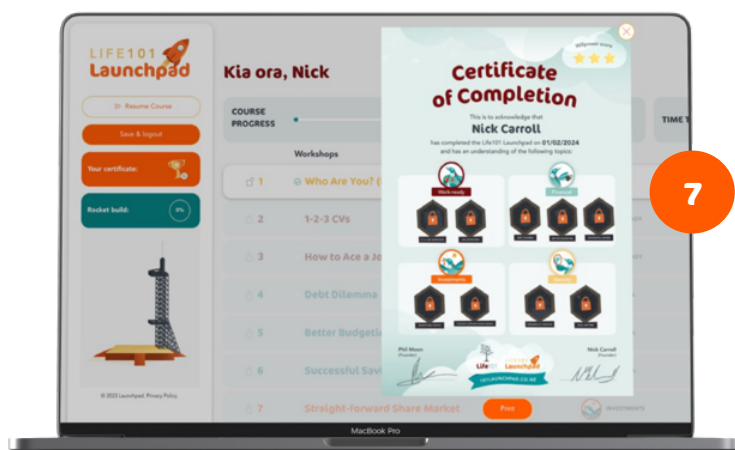
## Course Dashboard

Users have their own account and dashboard where they navigate through the course:



In their dashboard users see:

1. **9 workshops:** each workshop unlocks the next workshop.
2. **Course progress bar:** users always know where they're up to in the course.
3. **Resume course button:** users can easily go back to the last page they were on to continue progressing through the course, at their own pace.
4. **Rocket build:** users build a rocket piece by piece, earning the next segment with each completed workshop—an engaging gamification element woven into the course.
5. **Timer:** users have 180 days to complete the course.
6. **Chatbot:** users can communicate with a Launchpad team member—a human!

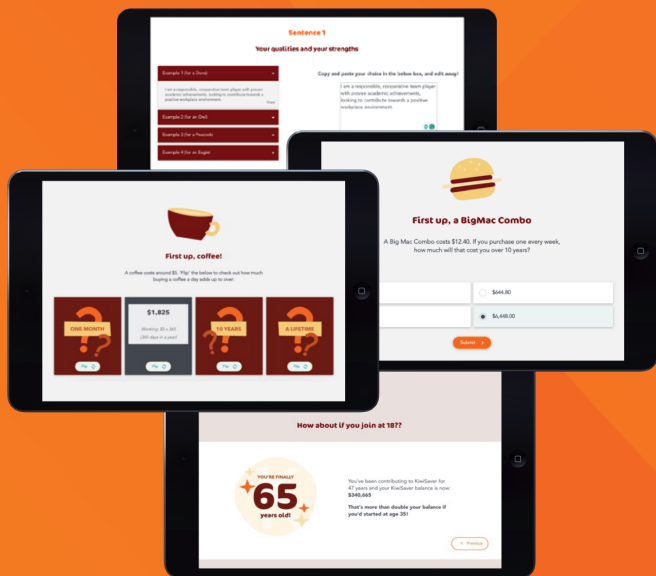


7. **Certificate:**
  - a. **Workshop badges:** unlock as each workshop is completed.
  - b. **Print:** users can print (or save as PDF) their certificate.

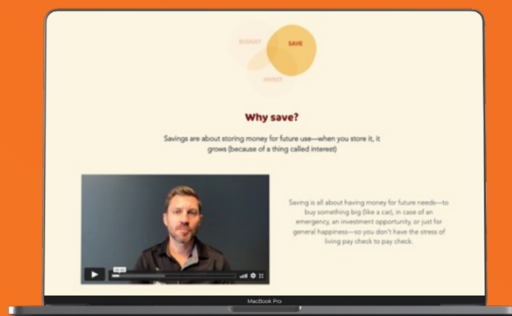


# Course content

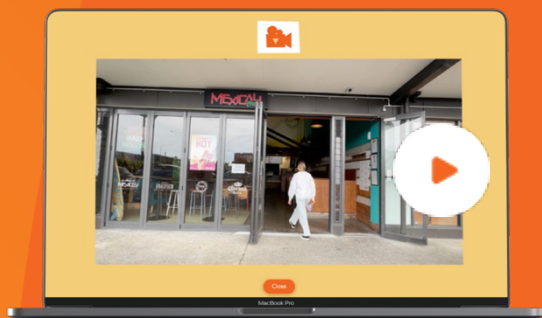
1. Launchpad is visually appealing and delivered in a bite sized, fun and tailored way. Users engage with content in a variety of different ways – short text, video, audio, interactive activities (eg. flipcards, drag & drop, carousels etc), fun quizzes, and pick-a-path scenarios.



2. Short videos of Life101's head facilitator, Philip Moon, guiding users through the course, catering to individuals who prefer learning via video.

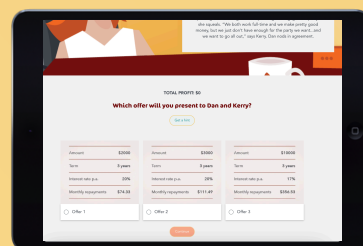
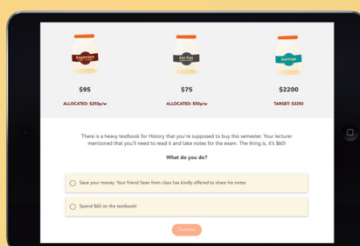
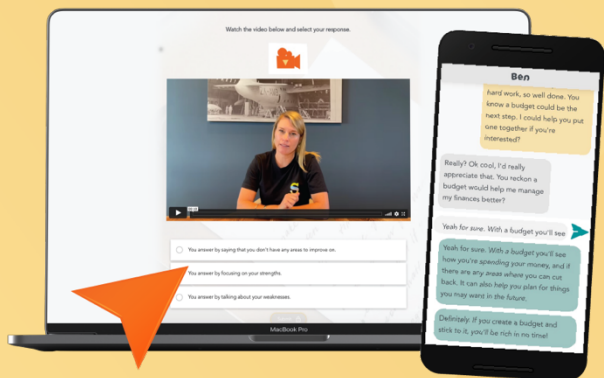


3. Scenario and animated explainer videos.



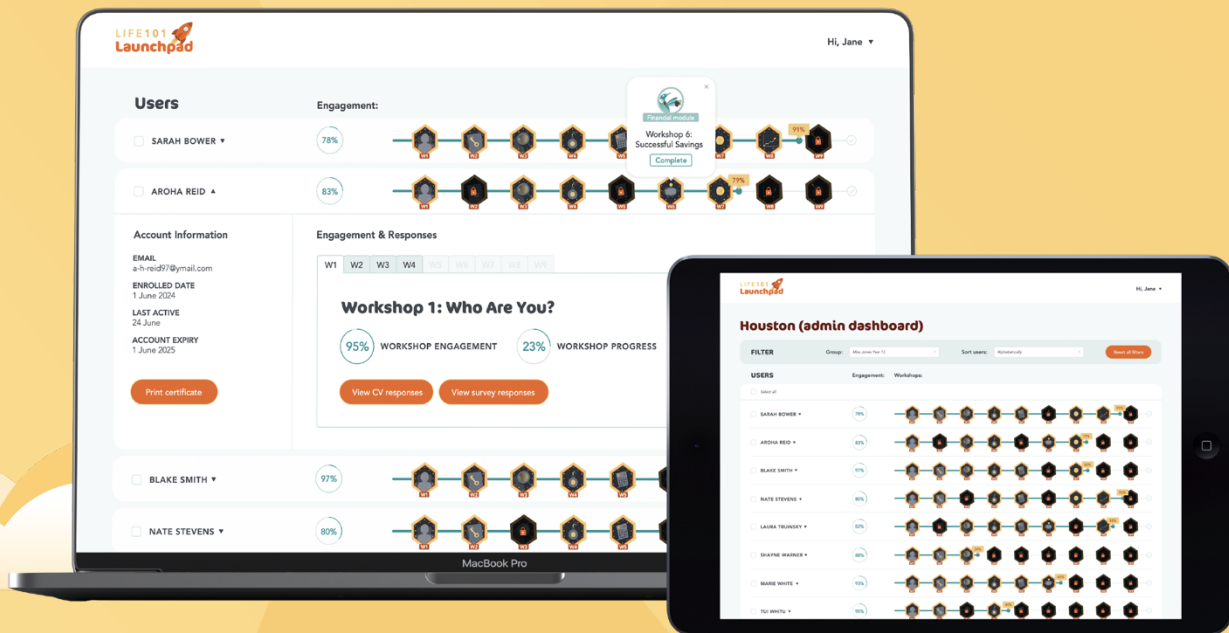
## Pick-a-path scenarios (the engagement!)

Scenario-based learning allows users to apply what they've learned and explore how to act and react in real-world situations, without risk or consequence.



# Houston (admin dashboard for teachers)

Our admin dashboard for teachers, Houston, provides you with complete oversight of student progress, alongside support and communication functions.



## Houston Features:

1. **Multiple teachers, multiple classes:** easily toggle between different classes.
2. **Monitor progress:** easily monitor multiple students' progress as they complete workshops independently.
3. **Monitor engagement:** easily monitor student engagement, identifying those who are clicking through pages and not interacting with the course content.
4. **Targeted Support:** easily identify students who aren't understanding the content, allowing you to focus support where it's needed most.
5. **Quick Communication:** email one or several students with the click of a button from within Houston.
6. **Student Inputs & Feedback:** View students' text inputs and evaluation responses to gain valuable, personalised insights.

## Costs & Contact

Launchpad is affordably priced at \$65 per person (incl. GST). If you have more than 40 students interested in Launchpad, we can assist in securing funding to cover the cost. Houston, Launchpad's admin dashboard, is included at no cost.

For more information please visit the website – [101launchpad.co.nz](https://101launchpad.co.nz)

To book a live demo or enquire about using Launchpad at your school, get in touch;

Nick Carroll | [nick@101launchpad.co.nz](mailto:nick@101launchpad.co.nz) | 021 800 985

